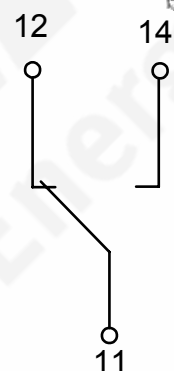
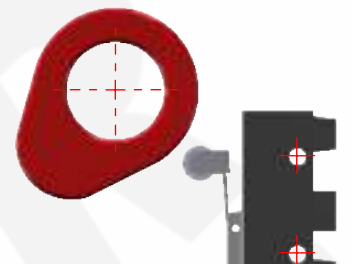
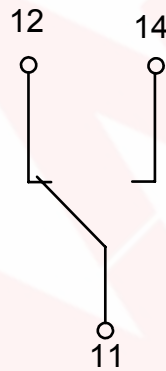
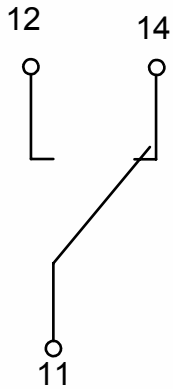
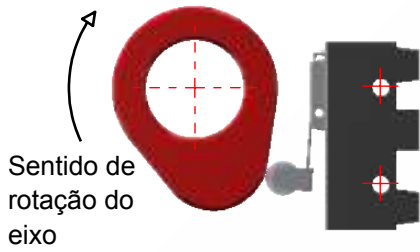


Came para sinalização Aberto e fechado

Chave fechada

Chave em movimento

Chave Aberta



Came com dois rebaixos para impulso / adiantado somente na abertura

Chave fechada

Chave em movimento

Chave Aberta

